

850nm 25G SFP28AOC
Product Features

- 25.78Gb/s, 850nm, Compliant to the 25GBASE-SR
- Compliant to the SFF-8472, SFF-8431 and SFF-8432
- Built-in digital diagnostic functions
- VCSEL transmitter and PIN receiver for AOC
- Single +3.3V power supply, and maximum power dissipation 1W
- Operation case temperature 0~70°C for commercial
- Maximum link length of 70m on OM3 MMF and 100m on OM4 MMF
- RoHS6 compliance, and Class 1 laser safety
- Applications: 25G Ethernet


Operating Condition

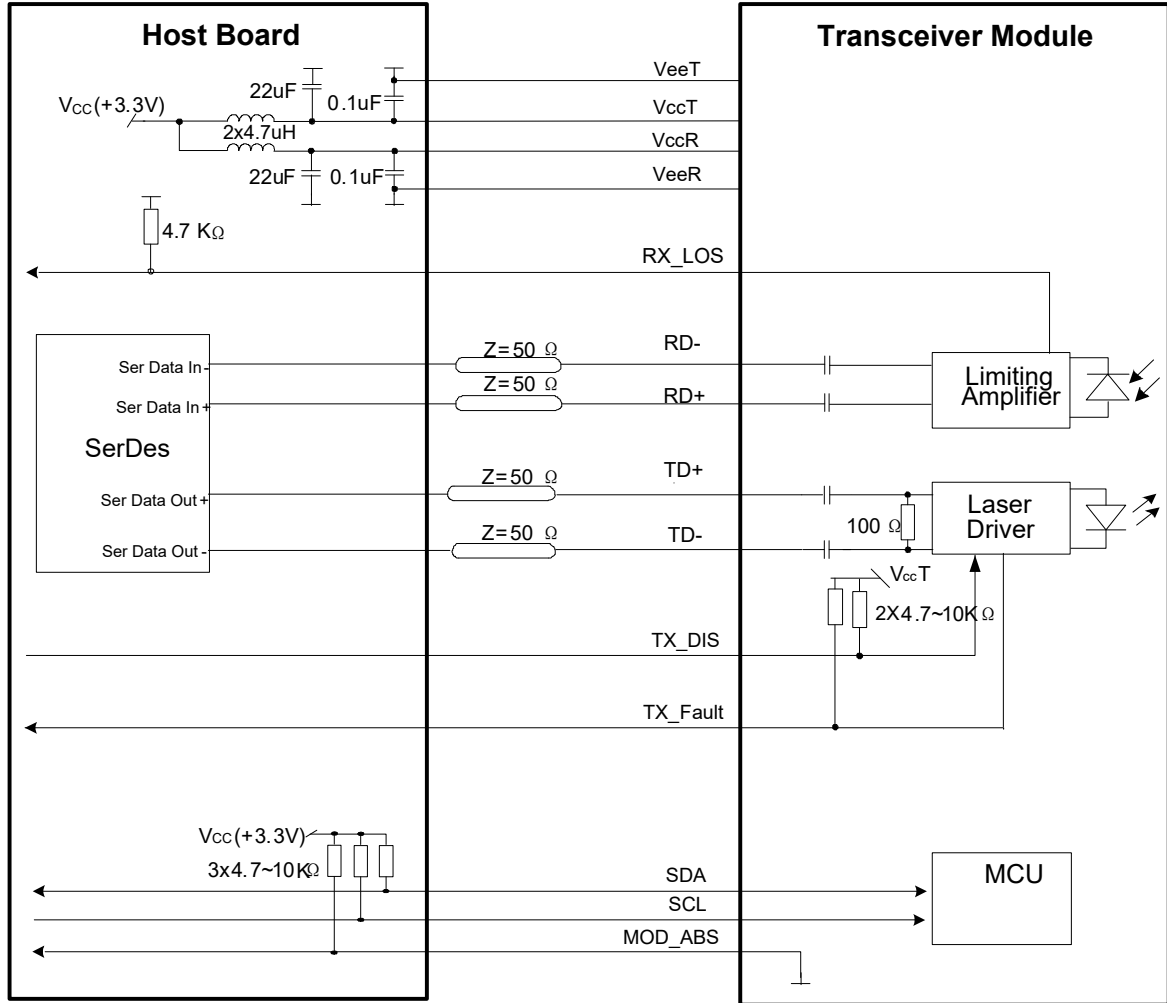
Parameter	Unit	Min.	Typical	Max.
Storage Temperature	°C	-40		85
Operating Case Temp for C-temp	°C	0		70
Power Supply Voltage	V	3.135	3.3	3.465
Power Consumption	W			1.0
Bit Rate	Gbps		25.785	

Characteristics

All performance is specified at whole working temperature and conditions


Parameter	Unit	Min.	Typical	Max.
Receiver				
Bit Error Rate(PRBS31)	dBm	-	-	E-12
Electrical				
LVTTL Output High	V	2.4		Vcc
LVTTL Output Low	V	0		0.4
LVTTL Input High	V	2.0		Vcc+0.3
LVTTL Input Low	V	0		0.8

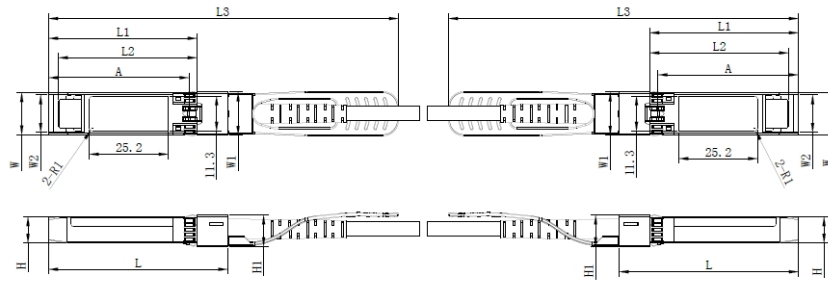
Typical Interface Circuit



PIN Definition

Pin No.	Symbol	Level / Logic	Description
1	VeeT		Module Transmitter Ground
2	Tx_Fault	LVTTL-O	Module Transmitter Fault Indication
3	Tx_DIS	LVTTL-I	Transmitter Disable; Active High Disable Transmitter Output
4	SDA	LVTTL-I	2-Wire Serial Interface Data Line
5	SCL	LVTTL-I/O	2-Wire Serial Interface Clock
6	MOD_ABS	LVTTL-O	Module Absent, connected to ground in the module
7	RS0		Rate Select 0, optionally controls SFP28 module receiver
8	RX_LOS	LVTTL-O	Loss of Receiver Signal Indication
9	RS1		RateSelect1, optionally controls SFP28 module transmitter
10	VeeR		Module Receiver Ground
11	VeeR		Module Receiver Ground
12	RD-	CML-O	Receiver Inverted Data Output
13	RD+	CML-O	Receiver Non-Inverted Data Output
14	VeeR		Module Receiver Ground
15	VccR		Module Receiver 3.3V Supply
16	VccT		Module Transmitter 3.3V Supply
17	VeeT		Module Transmitter Ground
18	TD+	CML-I	Transmitter Non-Inverted Data Input
19	TD-	CML-I	Transmitter Inverted Data Input
20	VeeT		Module Transmitter Ground



OUTLINES


	L	L1	L2	L3	W	W1	W2	H	H1	A
MAX	57.6	47.7	44.55	114.0	13.8	14.0	12.3	8.7	10.3	45.25
Typical	57.4	47.5	44.35	112.0	13.55	13.8	12.1	8.5	10.1	45
MIN	57.2	47.3	44.15	110.0	13.3	13.6	11.9	8.4	9.9	44.65

未注尺寸公差按GB/T1804-2000中m級
其中L、W、H为檢驗尺寸

Ordering Information

Ordering P/Ns	Description
DH88bb-SCCA-XXX	SFP28 AOCxm, 850nm, 25.78G, commercial temperature.
DH88bb-SCCA-005	SFP28 AOC 5m, 850nm, 25.78G,commercial temperature.
DH88bb-SCCA-007	SFP28 AOC 7m, 850nm, 25.78G, commercial temperature.
DH88bb-SCCA-010	SFP28 AOC 10m, 850nm, 25.78G, commercial temperature.

XXX	Cable (MMF) Length
001	001=1m
050	050=50m
100	100=100m

Contact Us

太平貿易株式会社
TAIHEI BOEKI CO., LTD.

光学機器課

〒103-0023 東京都中央区日本橋本町2-2-2

TEL 03-3270-4826 FAX 03-3245-1767

<http://www.taiheiboeki.co.jp>
tokyo@taiheiboeki.co.jp

Copyright © 2020 Broadex Technologies. All rights reserved